




**"COOL ONE" DIN MOUNT Zero Cross Time Based SSR Controller**



APCSCR40HLZ

Anacon's "Cool One" heat sink design is by far one of the most unique ideas to come along in quite some time. Read about its amazing features and how Anacon can help with your design regardless of whose Solid State Relays you're using. "Cool One" works better!

**Standard "COOL ONE" Features:**

- Current Ratings from 0.1A to 50A
- Standard **LED** Status Indicator
- UL/cUL Recognized TUV Approved & CE Compliant Version
- **Input Options: 4-20mA, 0-10V, 0-5V, 0-135 Ω, Potentiometer**
- Built in Transient Protection
- Configurable for 4 different cycle times
- Drives multiple solid state relays (SSRs)
- Mounts on SSR input screws
- Touch-safe cover compatible
- Limited 2 Year Warranty
- For Safety & Noise Immunity Compliance information, see page \_\_\_\_.

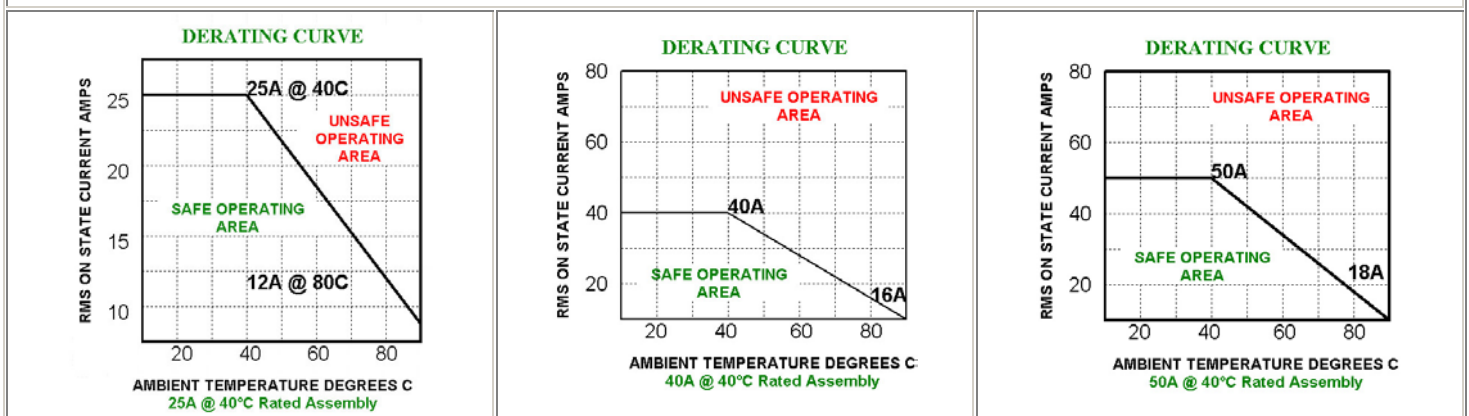
**SPECIFICATIONS**

PART NUMBER	INPUT RANGE	ASSEMBLY LOAD CURRENT (AMPS AC)	LINE VOLTAGE	PEAK VOLTAGE	RELAY RATING
APCSCR25HLZ	4-20mA, 0-10Vdc, 0-5Vdc, 0-135 Ω, Potentiometer	.1A-25A Max @ 40 Degrees C Ambient	48-660 Vac	1200V Peak	25A
APCSCR40HLZ	4-20mA, 0-10Vdc, 0-5Vdc, 0-135 Ω, Potentiometer	.1A-40A Max @ 40 Degrees C Ambient	48-660 Vac	1200V Peak	40A
APCSCR50HLZ	4-20mA, 0-10Vdc, 0-5Vdc, 0-135 Ω, Potentiometer	.1A-50A Max @ 40 Degrees C Ambient	48-660 Vac	1200V Peak	50A

**Notes:**

- Ratings based upon 100% duty cycle for 20 minutes or 80% duty cycle continuous.
- Ratings based upon relays being mounted either individually or side by side with zero spacing.
- Cool One's unique construction allows better performance than conventional heat sink designs even when mounted side by side.

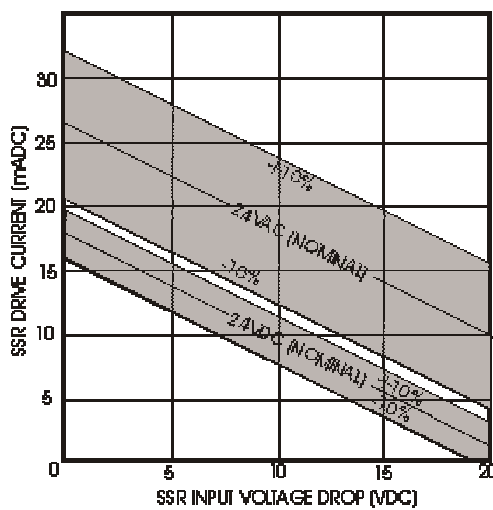
**THERMAL CURVES**



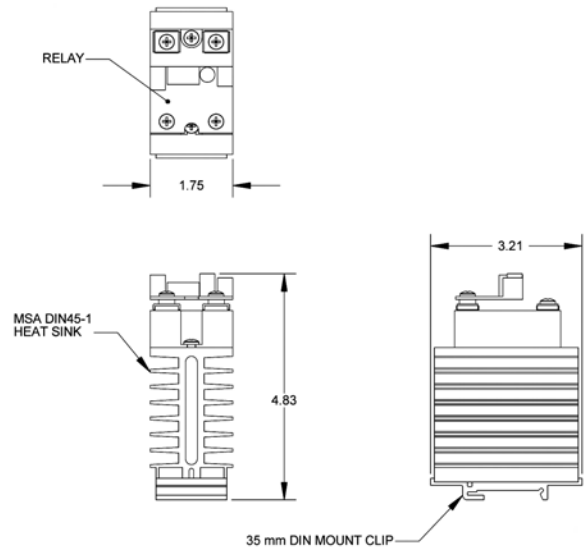


**Control Information**

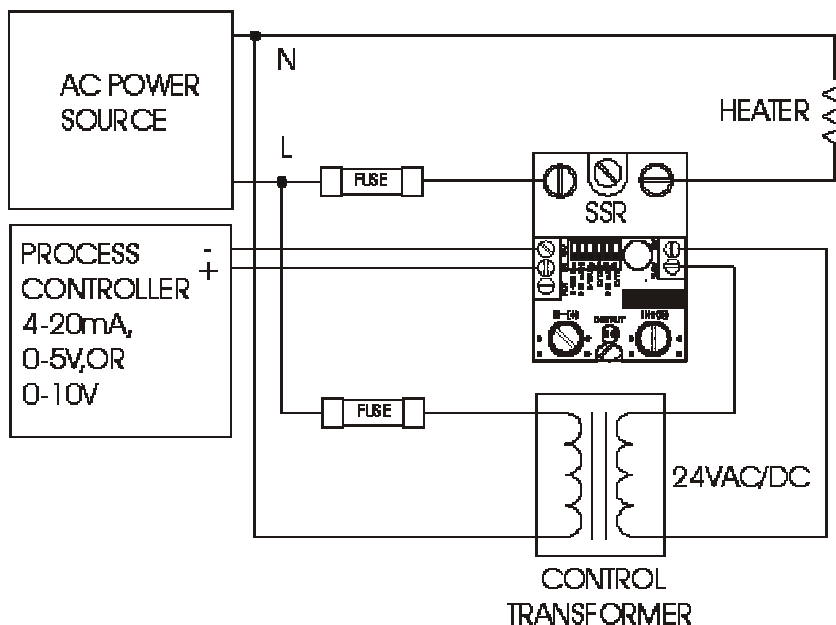
The Zero Cross SSR Controller output drive is a DC pulsed current limited drive signal of 10V/15mA (24VAC power) or 10V/9.5mA (24VDC power). This is more than enough current for driving most 3-32V standard SSRs, however it is still important to review the data sheet for the SSR you would like to use for compatibility with the Zero Cross SSR Controller's output drive. The following graph will allow you to verify the SSR's compatibility with the APCSCR1Z over wide input voltage variations.



**Mechanical Drawing**



**Typical Wiring Diagram (4-20mA, 0-5V, 0-10V Inputs)**



**Command Input**

Command Input	1	2	3	5
0-5V (Default)	Off	Off	Off	Off
Potentiometer	Off	Off	Off	Off
0-10V	Off	Off	On	Off
4-20mA	Off	On	Off	On
1-5V	Off	Off	Off	On
2-10V	Off	Off	On	On
0-135Ω*	On	Off	Off	Off
*Module must be ordered as APCSCR1Z-135 for 0-135Ω input support.				
135Ω input support is only usable with 24VAC Power.				
Cycle Time	4	5		
200mS	Off	Off		
1 Second	Off	On		
10 Seconds	On	Off		
100 Seconds	On	On		
Contact Anacon Power & Controls for applications assistance - 800-466-9080.				